



Revive Kick Off

East Florida Division Group C

February 4th, 2025

CONFIDENTIAL – Contains proprietary information.
Not intended for external distribution.





Agenda

Topics	Speaker
Project Overview, and Scope	Jim Hester
Demo of Revive Application	Chris George
Outcomes & Education	Graham Troline
Timeline	Henry Hawthorne
Roles & Responsibilities and Corporate Team	Seth Brown
Access	Falin Gautz
Next Steps	Henry Hawthorne
Questions	All

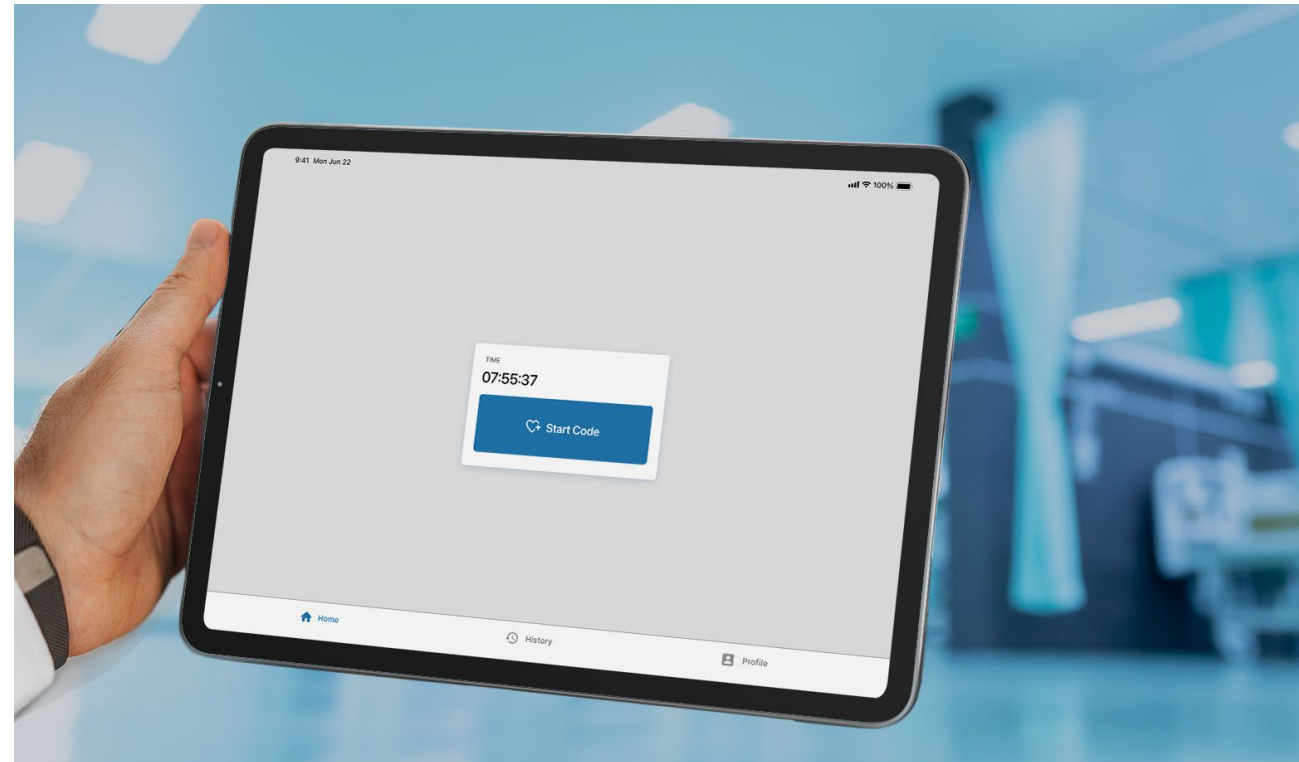


What is Revive?

Revive is an HCA developed iPad application that digitally captures and transmits Code Blue events to the electronic health record!

Revive was a 2022 Coding for Caregivers winner.

Revive replaces the non-standard paper process, reduces lost paperwork, and improves visibility into the patient's code status.





Additional Benefits of Revive

- Streamlined process for capturing and documenting code blue events
- Easy-to-use "one-click" format
- Features timers and a chronological log for managing the entire patient treatment episode
- Electronic signature is captured directly on the device!
- Signed event log is immediately transmitted to the EMR
- Note: iPads only run the Revive application and are permanently attached to crash carts via a 6 ft security cable. Keys are provided to unlock the iPad when needed.

Scope: Inclusions and Exclusions



Inclusions

- **HCA Hospitals on MEDITECH 5.6 (Magic) in non-ED Adult Patient Care areas**
 - Examples include, but are not limited to:
 - Med/Surg, ICU, Step Down, OR, PACU, ENDO, Cath Lab
- Integration with MEDITECH 5.6 as an OE Departmental report
- iPads supplied by the project team (iOS application)

In scope facilities for East Florida Division for Group C:

Aventura Hospital

Mercy Hospital

Woodmont Hospital

Westside Hospital

Exclusions

- Emergency department patients and ED Holds
- Free Standing BH
- Free Standing ED
- Other Outpatient clinics
- Pediatric code blue events
- Non MEDITECH 5.6 and Wave 1 Expanse sites
- iPhone/Android application
- Web or Desktop view of app
- Non-Corporate Managed HCA devices
- Non-project supplied iPads

Revive Application



The screenshot shows the Revive Application interface on a tablet. At the top, there are five numbered callouts (1-5) pointing to specific features. The interface includes:

- 1 Pulse Check:** A timer showing 00:02:16 elapsed time and 07:55:00 start time. It has buttons for 'Resume Compressions' and 'End code'.
- 2 Defibrillations:** A timer showing 00:01:01. It has a 'Resume Compressions' button.
- 3 Medications:** A timer showing 00:00:00. It has an 'Administer Epinephrine' button.
- 4 LDA:** A section with tabs for 'Pulse Check', 'Defibrillations', 'Medications', 'LDA', and 'Team Members'. The 'LDA' tab is active, showing 'Pulse Present?' (Yes/No), 'Pulse Obtained by' (Doppler/Palpate), 'Rhythm' (Asystole/PEA/Pulseless VT/VF), and 'Respirations' (Assisted/Spontaneous).
- 5 Team Members:** A section for recording team member information.

On the left side, there is a 'Chronological Log' table with columns for 'Events' and 'Time':

Events	Time
Respirations: Spontaneous	08:02:00
Pulse Obtained by: Palpate	07:57:16
Pulse Present: No	07:57:15
Compressions Paused	07:57:00
Compressions Started	07:55:00
Start Code	07:55:00

At the bottom, there is an 'Add Notes' button.

1 Pulse Check

- Pulse Present
- Pulse Obtained by
- Rhythm
- Respirations

2 Defibrillations

- Joules

3 Medications

- Medication Type
- Method
- Dose
- Route

4 LDA

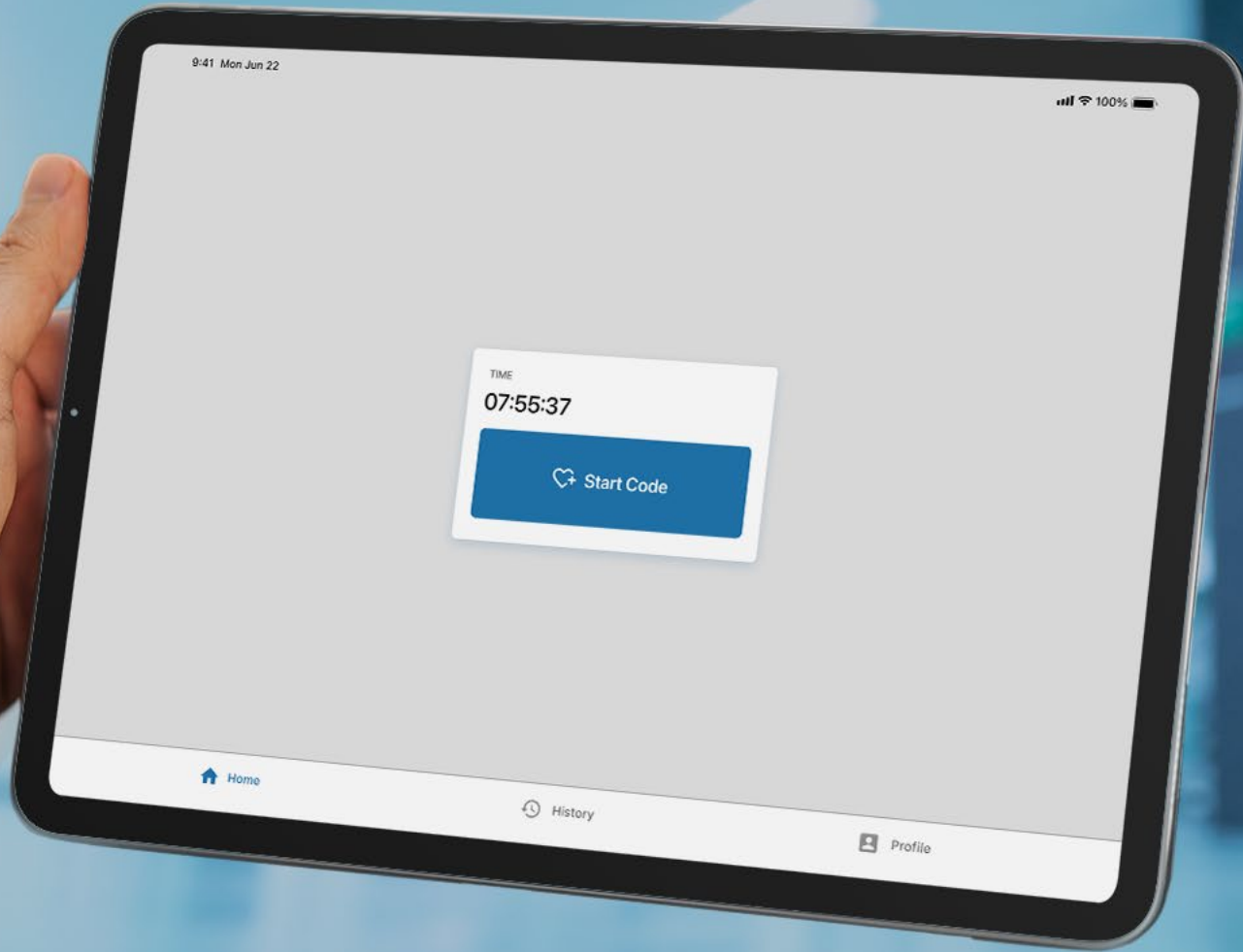
- Lines Inserted
- Airways Placed
- Other Events

5 Team Members

- Name
- Credentials

[Revive Application Overview for Code Blue Documentation \(medcity.net\)](https://medcity.net)

Revive Demo



Revive

Quotes & Testimonials

"Everyone wants to use it, everyone saw the benefit of this, everyone was saying 'when can I have it?' It is very encouraging." - *NTX DCI*

"Hats off to the Riverside team, to the developers, to everyone! This could be a big win and huge satisfier so kudos!"
- *FWD PMO*



"We received feedback today from a non-pilot ICU that received a patient from a pilot unit, noting that the ease of locating the code record and determining 'the patient's story' was significantly easier. It took mere seconds as opposed to an arduous amount of time sorting through a paper record." - *Plano DCI*

"This is really neat! Having a timer is a big deal!" - *RN*



Outcomes

- Revive will **Improve the Ease of Use and Efficiency of Documentation** for Code Blue documenters.
 - Measurement: Pre and post implementation survey on ease of use and efficiency gained.
- Revive will **Increase Consistency of Submitted Documentation** to the patient record by successfully transmitting data into the patient record via MEDITECH integration
 - Measurement: 100% Transmission rate for all initiated code events in Revive.
 - Unsubmitted codes associated with a patient will send a notification
 - Incorporate into the Daily code cart check to ensure no Draft codes remain on the iPad



Education

- HealthStream
 - 80% completion by Go-Live
 - [Video Link](#) - 9:43 minutes
- One-Pagers
 - Documenter
 - Provider
- Training iPads
 - 1-2 per facility

One-pagers can be found on the [Revive SharePoint](#) and on HealthStream

START CODE

Code Blue Documentation

END CODE

Post Code Blue Documentation

PROVIDER RESPONSIBILITIES

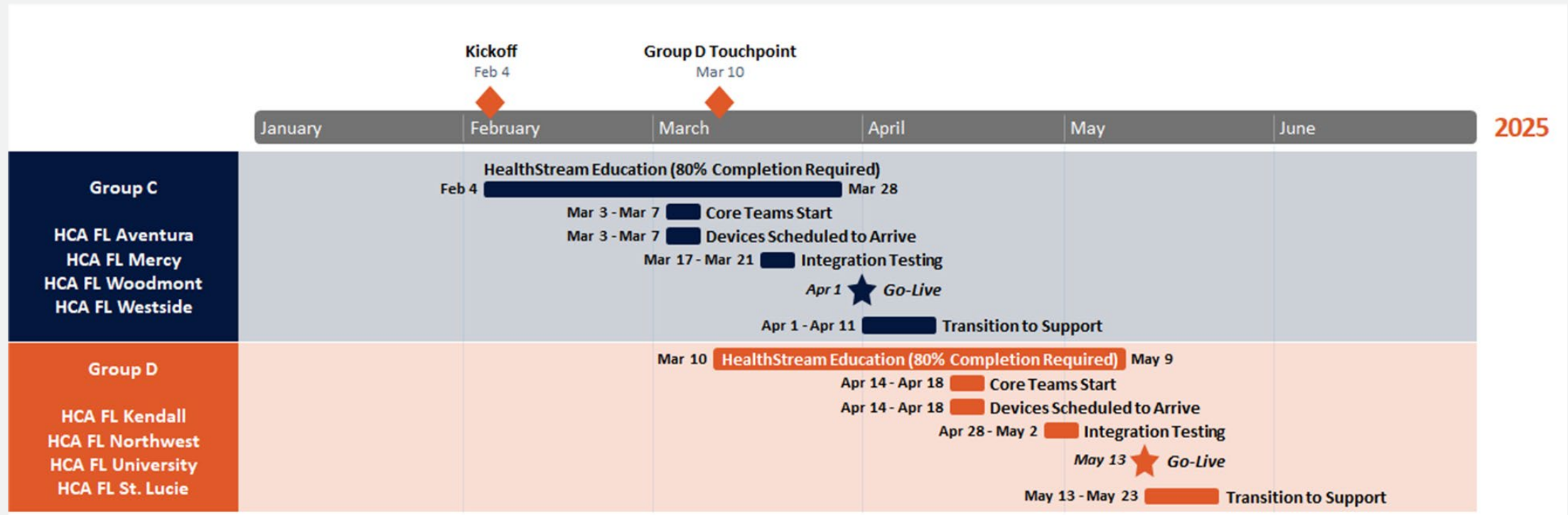
HealthStream

Revive Application Overview for Code Blue Documentation

Revive Patient Outcomes



Timeline – In scope facilities



Roles & Responsibilities

Division/Facility Teams



Leadership

- Aid in communicating project scope and timelines to core clinical departments
- Participate in testing and go-live week support and core team meetings

Education Teams

- Assign HealthStream course to unit RRNs and facility staff
 - o Monitor Completion rate of course
- Circulate One-Pagers and provide app education demo during team huddles

Clinical and Technical IT Teams

- Engage in pre-work activities
- Support weekly education
- Participate in testing tasks and go-live support
- Receive and set up devices (20 mins per device)
- Assist corporate teams in verifying iPad setup

Rapid Response RNs

- Participate in weekly tasks, trainings, testing, and go-live



Corporate Project Team

Corporate Teams	Name	Role
CSG	Sherri Hess	Business Owner
	Chris George	Nursing Informatics Manager
	Hannah Coppinger	Sr. Informatics Nursing Spec.
	Graham Troline	Sr. Informatics Nursing Spec.
DT&I (Implementations)	Jim Hester	Sr. Project Director
	Seth Brown	Implementation Specialist
ITG	Hunter Groves	Product Owner
	Falin Gautz	Product Manager
	Adam Johnson	Product Analyst
	Joshua Pierce	Product Analyst
	Natasha Cox	Dev Manager
	Henry Hawthorne	Project Manager

Access

Nursing Staff

- The Corporate project team will bulk-load nursing staff into the documenter role within Revive who belong to one of the following clinical roles:
 - Registered Nurse
 - LPN/LVN
 - Rapid Response Nurse
 - Clinical Coordinator
 - House Supervisor
 - Clinical Nurse Coordinator
 - Nurse Navigator
 - Clinical Informatics
 - Clinical Educator
- Note: the bulk-load list will be obtained directly from Mobile Heartbeat to ensure accuracy. If a staff member does not belong to one of the roles identified above, they will not be included in the bulk-load. For example, unit managers or directors who could document a code would not belong to one of these roles in Mobile Heartbeat. For these staff members, please provide a list containing names and 3-4 IDs to the project team to ensure they are provisioned with access before your scheduled go-live date.

Providers

- Access for providers will be pulled directly from the provider dictionary within Meditech. All active providers for your facility will be auto-provisioned with access.

Next Steps



- **Education**

- **Facility Education** to assign HealthStream Education course to facility staff and RRN team

- **Device Receiving and Set-Up**

- **Facility Tech** to Receive and Set-Up Devices:
- **Facility Tech** to Complete Device Kitting
 - Instructions will be provided by Corporate Implementation Team

- **Leadership Pre-Work**

- Ensure all sheets of the facility kitting workbook are completed
 - Completed by February 12th, 2025

- **Communication Plan**

- **Leadership and Unit Directors/Managers** to Begin communicating the new project and encouraging early education
- **Weekly Core Team Touchpoints** – Scheduled
 - Group C: Begin week of March 3rd
 - **WebEx Team Space for each facility team will be set up**

- **EHR Pre-Work**

- Corporate PA Team will be reaching out to **EHR Analysts** with information on Pre-Work tasks this week

Thank you and Questions

